

Daily activities

Spellings: Learn spellings daily and write 3 of the words in interesting sentences.

Writing: Set a timer for 5 minutes and do some "free writing" or "free typing" on a topic of your choice.

Reading: Try to read for at least 15 minutes (or more if you can)!

Maths: Daily 10 Mental Maths Questions. Try level 1 or 2.

- Skip counting in 4s to 40 (0, 4, 8, 12, 16, 20, 24, 28, 32, 36, 40)
- Weekly tables +7 ([Find them here](#))
- <https://www.topmarks.co.uk/maths-games/hit-the-button>. Click the link, go to doubles and play doubles to 10. Have fun!

Friday:

1. Tests:

- Spellings: ask an adult to test you on your spellings for this week.
Adults- please call out each spelling and ask your child to write their answer.
Go through corrections together.
- Maths: ask an adult to test you on your "add 7" times table. Write down your answers and have an adult check them for you. Go through corrections together.
*Note for adults: Ask your child to write out and answer ten "7+ " sums.
E.g. $7+5= ?$, $7+11= ?$
Please do not go beyond $7+20= ?$ (unless your child is fully confident with that).

2. Maths:

- Today's activity is on problem solving so I hope you have fun solving them, try your best and enjoy them!
Find the activity sheet below

Day Two Try these.

Friday 1st May

CLUES

- 1 Nigel bought a packet of balloons costing €1.50. How much change did he get from €2? Draw the coins that he could have got as change. Use more than one.



Answer: Marks: /2

- 2 McWimpy sells a hamburger for €1.55. Burger Hut sells a hamburger for €0.95. How much money would you **save** by buying the Burger Hut hamburger?



Answer: Marks: /1

- 3 Emma's school was collecting money for charity. Emma brought in 20c every week for 8 weeks. How much money did Emma give to the charity?



Top Tip!

Identify a pattern.

Answer: € Marks: /2














- 4 Colm, Ciara and Trevor each decided to get their name printed on the back of their county jersey. They were charged 25c for each letter in their names. How much did (a) Colm, (b) Ciara and (c) Trevor pay? Write your answers in euro and cent where possible.



Team Talk

Reader
 Calculator
 Checker
 Reporter

*Challenge: complete worksheet market "Friday review" and the remaining problem-solving questions.

THURSDAY	PROBLEM-SOLVING	FRIDAY REVIEW
<p>A cube has 5 6</p> <p><input type="checkbox"/> circular faces</p> <p><input type="checkbox"/> rectangular faces</p> <p>2. $3 + 7 =$ _____</p> <p>3. $30 + 70 =$ _____</p> <p>4. 2:30 it is half past _____</p> <p>5. $12 - 6 =$ _____</p> <p>6. Write ninety-eight as a numeral _____</p> <p>7. Copy the 2-D picture.</p>  <p>8. Write as digital time.</p>  <div style="border: 1px solid black; width: 80px; height: 30px; display: inline-block;"></div> <p>9. $3, 36, \dots, 46, 44, 42$</p> <p>10. Colour $\frac{1}{4}$ of a litre.</p> 	<p>Monday</p> <p>2nd Class had 26 bags on their hooks and 6 hooks were empty. How many hooks altogether?</p>  <p>Tuesday</p> <p>Complete the pattern.</p>  <p>Wednesday</p> <p>How many more litres to fill this container?</p> <p>_____ litres</p>  <p>Thursday</p> <p>2nd Class had 20 pupils. A quarter were born in July. How many had a birthday in July?</p> 	<p>FRIDAY REVIEW</p> <p>1. Draw two lines to change this triangle into a square.</p>  <p>2. $30 + 30 =$ _____</p> <p>3. $10 + 6 =$ _____</p> <p>4. $60 - 30 =$ _____</p> <p>5. $20 - 6 =$ _____</p> <p>6. 5:30</p> <p>It is _____ past _____</p> <p>7.  _____</p> <p>Yesterday this pencil was 12 cm long. How much longer was it?</p> <p>_____ cm</p> <p>8. Write one hundred and nine as a numeral _____</p> <p>9. Colour $\frac{1}{4}$ a litre.</p>  <p>10. $13 - \dots = 9$</p> <p>11. A cube has 6 8 corners.</p>  <p>12. €1 =  </p>

3. Art:

As we have learned a bit about dandelions this week, I thought it would be nice if we did some dandelion artwork.

Here is the picture. Watch the video titled 'Art Video' on the website to see how it's done. Enjoy!



4. SPHE

A rainbow moment is a positive moment in your week.

Check out the poster below to learn more.

Here are some of Shane's and Amy's rainbow moments from this week:

Shane:

Feeding the ducks with my children in the local park and jogging.

Amy:

Being able to spend time outside and enjoy the lovely weather.

Spending time with my family.

Painting a picture of an elephant with my mam.

- Think of three rainbow moments that you had this week and write about them. You can share these with others in your house and ask them if they had any rainbow moments this week.



RAINBOW MOMENTS



Rainbow Moments
give us a chance to train our minds to notice
all the little positive parts of each day.

Weaving Well-Being - Positive Experiences - Teacher Resource Book by Fiona Forman & Nicky Puck
© 2016 Outside The Box Learning Resources Ltd - www.outside-the-box.co.uk - Copying of this page permitted by purchasing school only

CP12

Have a super weekend!

Amy, Shane and Anita.